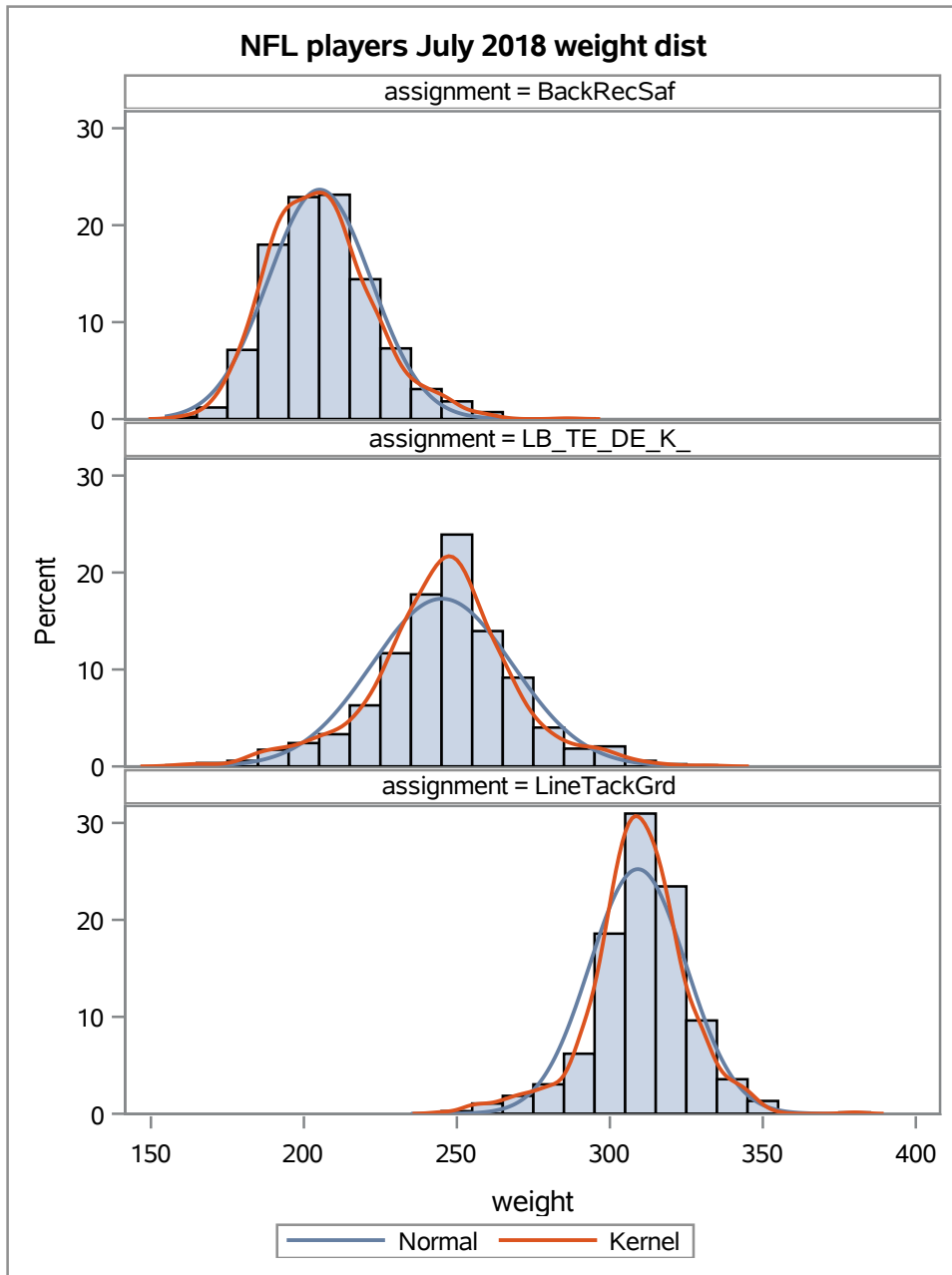


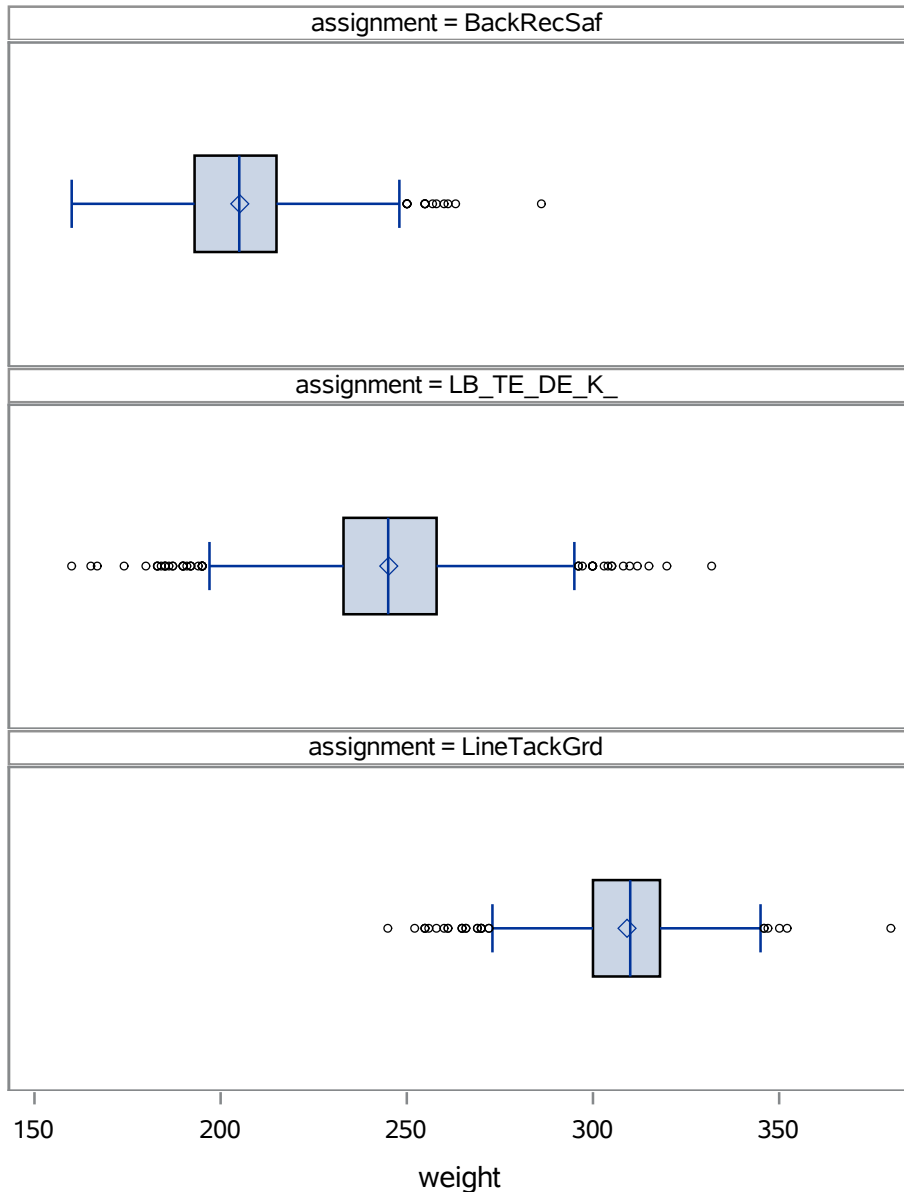
**NFL players July 2018 weight dist (overlaid plots)**  
**LineTackGrd: lineman, tackle, guard, center**  
**LB\_TE\_DE\_K: linebacker, tightend, def-end, kick-punt-longsnap**  
**BacksRecSaf: backs (QRFHCD), receiver, safety**

**The FREQ Procedure**

assignment	Frequency	Percent	Cumulative Frequency	Cumulative Percent
BackRecSaf	1262	43.59	1262	43.59
LB_TE_DE_K_	874	30.19	2136	73.78
LineTackGrd	759	26.22	2895	100.00



### NFL players July 2018 weight dist



## The MEANS Procedure

Analysis Variable : weight						
assignment	N Obs	N	Mean	Std Dev	Minimum	Maximum
BackRecSaf	1262	1262	205.15	16.86	160.00	286.00
LB_TE_DE_K_	874	874	245.15	23.06	160.00	332.00
LineTackGrd	759	759	309.15	15.81	245.00	380.00

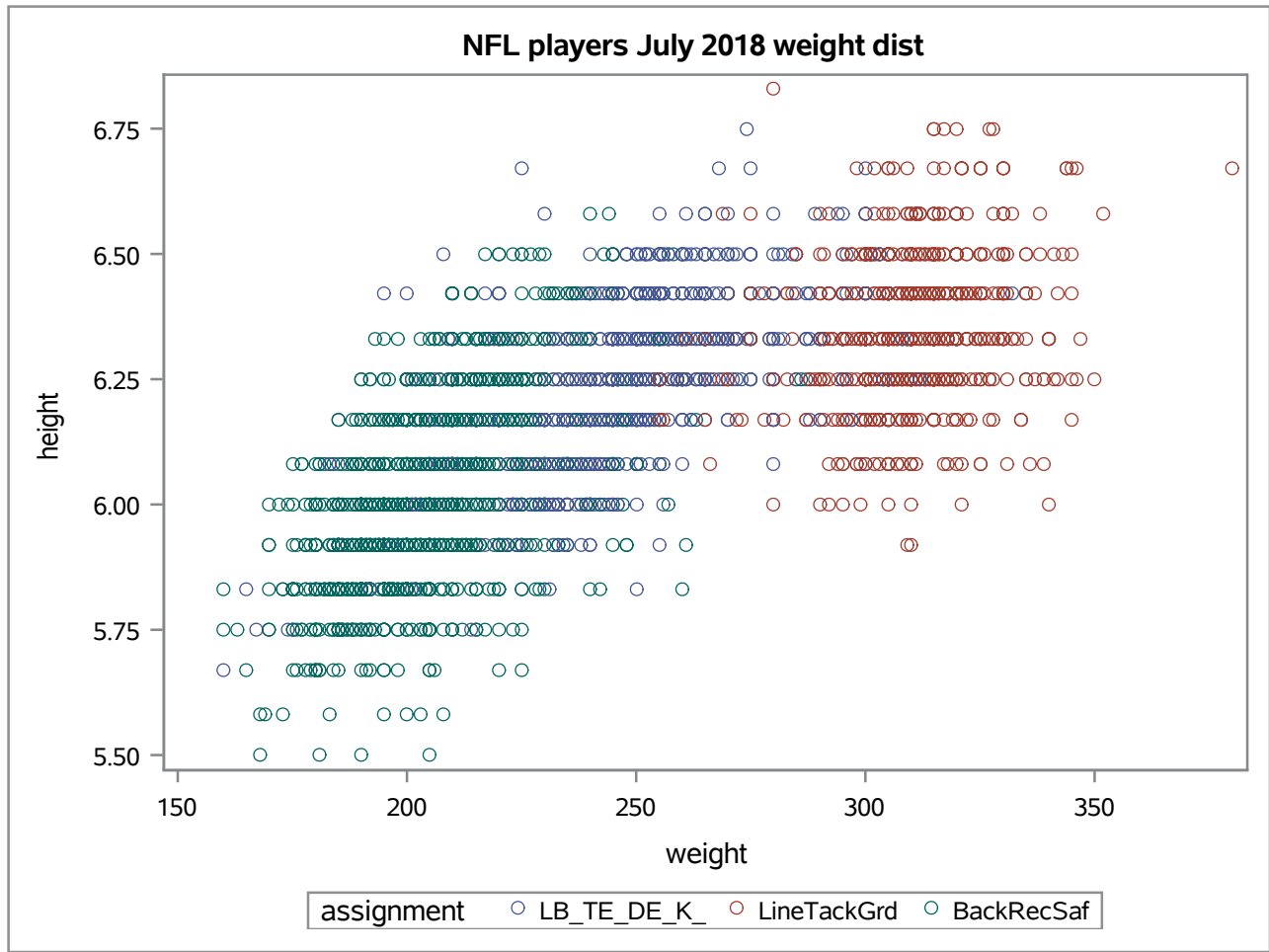
## The MEANS Procedure

Analysis Variable : weight											
assignment	N Obs	N	Minimum	Lower Quartile	Median	Upper Quartile	Maximum	Range	Quartile Range	Mean	Std Dev
BackRecSaf	1262	1262	160.00	193.00	205.00	215.00	286.00	126.00	22.00	205.15	16.86
LB_TE_DE_K_	874	874	160.00	233.00	245.00	258.00	332.00	172.00	25.00	245.15	23.06
LineTackGrd	759	759	245.00	300.00	310.00	318.00	380.00	135.00	18.00	309.15	15.81

## The MEANS Procedure

Analysis Variable : weight														
assignment	N Obs	1st Pctl	5th Pctl	10th Pctl	20th Pctl	30th Pctl	40th Pctl	50th Pctl	60th Pctl	70th Pctl	80th Pctl	90th Pctl	95th Pctl	99th Pctl
BackRecSaf	1262	170.00	180.00	185.00	190.00	195.00	200.00	205.00	209.00	212.00	219.00	226.00	235.00	250.00
LB_TE_DE_K_	874	184.00	203.00	217.00	230.00	235.00	241.00	245.00	250.00	255.00	261.00	271.00	282.00	304.00
LineTackGrd	759	260.00	280.00	291.00	300.00	304.00	306.00	310.00	313.00	315.00	320.00	328.00	335.00	345.00





## The FREQ Procedure

position	Frequency	Percent	Cumulative Frequency	Cumulative Percent
C	66	2.28	66	2.28
C-G	3	0.10	69	2.38
C/G	10	0.35	79	2.73
CB	258	8.91	337	11.64
CB/S	1	0.03	338	11.68
DB	108	3.73	446	15.41
DB/LB	1	0.03	447	15.44
DE	173	5.98	620	21.42
DE/OLB	1	0.03	621	21.45
DL	85	2.94	706	24.39
DT	156	5.39	862	29.78
DT/DE	2	0.07	864	29.84
FB	36	1.24	900	31.09
FB/DL	1	0.03	901	31.12
FS	15	0.52	916	31.64
G	88	3.04	1004	34.68
G/C	1	0.03	1005	34.72
G/T	13	0.45	1018	35.16
H-B	1	0.03	1019	35.20
ILB	24	0.83	1043	36.03
K	48	1.66	1091	37.69
LB	293	10.12	1384	47.81
LB/DE	1	0.03	1385	47.84
LG	1	0.03	1386	47.88
LS	38	1.31	1424	49.19
LS/TE	1	0.03	1425	49.22
MLB	4	0.14	1429	49.36
NT	14	0.48	1443	49.84
OG	43	1.49	1486	51.33
OL	111	3.83	1597	55.16
OLB	50	1.73	1647	56.89
OT	71	2.45	1718	59.34
OT/G	1	0.03	1719	59.38
P	45	1.55	1764	60.93
QB	117	4.04	1881	64.97
RB	194	6.70	2075	71.68

## The FREQ Procedure

position	Frequency	Percent	Cumulative Frequency	Cumulative Percent
S	141	4.87	2216	76.55
SAF	1	0.03	2217	76.58
SS	10	0.35	2227	76.93
T	88	3.04	2315	79.97
T/G	5	0.17	2320	80.14
TE	196	6.77	2516	86.91
WR	376	12.99	2892	99.90
WR/RS	1	0.03	2893	99.93
WR/TE	1	0.03	2894	99.97
s	1	0.03	2895	100.00

assignment	Frequency	Percent	Cumulative Frequency	Cumulative Percent
BackRecSaf	1262	43.59	1262	43.59
LB_TE_DE_K_	874	30.19	2136	73.78
LineTackGrd	759	26.22	2895	100.00

The FREQ Procedure

Frequency  
Percent  
Row Pct  
Col Pct

Table of position by assignment				
position	assignment			
	BackRecSaf	LB_TE_DE_K_	LineTackGrd	Total
<b>C</b>	0	0	66	66
	0.00	0.00	2.28	2.28
	0.00	0.00	100.00	
	0.00	0.00	8.70	
<b>C-G</b>	0	0	3	3
	0.00	0.00	0.10	0.10
	0.00	0.00	100.00	
	0.00	0.00	0.40	
<b>C/G</b>	0	0	10	10
	0.00	0.00	0.35	0.35
	0.00	0.00	100.00	
	0.00	0.00	1.32	
<b>CB</b>	258	0	0	258
	8.91	0.00	0.00	8.91
	100.00	0.00	0.00	
	20.44	0.00	0.00	
<b>CB/S</b>	1	0	0	1
	0.03	0.00	0.00	0.03
	100.00	0.00	0.00	
	0.08	0.00	0.00	
<b>DB</b>	108	0	0	108
	3.73	0.00	0.00	3.73
	100.00	0.00	0.00	
	8.56	0.00	0.00	
<b>DB/LB</b>	1	0	0	1
	0.03	0.00	0.00	0.03
	100.00	0.00	0.00	
	0.08	0.00	0.00	
<b>DE</b>	0	173	0	173
	0.00	5.98	0.00	5.98
	0.00	100.00	0.00	
	0.00	19.79	0.00	
<b>DE/OLB</b>	0	1	0	1
	0.00	0.03	0.00	0.03
	0.00	100.00	0.00	
	0.00	0.11	0.00	
<b>DL</b>	0	0	85	85
	0.00	0.00	2.94	2.94
	0.00	0.00	100.00	
	0.00	0.00	11.20	
<b>DT</b>	0	0	156	156
	0.00	0.00	5.39	5.39
	0.00	0.00	100.00	
	0.00	0.00	20.55	
<b>DT/DE</b>	0	0	2	2
	0.00	0.00	0.07	0.07
	0.00	0.00	100.00	
	0.00	0.00	0.26	
<b>FB</b>	36	0	0	36
	1.24	0.00	0.00	1.24
	100.00	0.00	0.00	
	2.85	0.00	0.00	

The FREQ Procedure

Frequency  
Percent  
Row Pct  
Col Pct

Table of position by assignment				
position	assignment			
	BackRecSaf	LB_TE_DE_K_	LineTackGrd	Total
FB/DL	0	0	1	1
	0.00	0.00	0.03	0.03
	0.00	0.00	100.00	
	0.00	0.00	0.13	
FS	15	0	0	15
	0.52	0.00	0.00	0.52
	100.00	0.00	0.00	
	1.19	0.00	0.00	
G	0	0	88	88
	0.00	0.00	3.04	3.04
	0.00	0.00	100.00	
	0.00	0.00	11.59	
G/C	0	0	1	1
	0.00	0.00	0.03	0.03
	0.00	0.00	100.00	
	0.00	0.00	0.13	
G/T	0	0	13	13
	0.00	0.00	0.45	0.45
	0.00	0.00	100.00	
	0.00	0.00	1.71	
H-B	1	0	0	1
	0.03	0.00	0.00	0.03
	100.00	0.00	0.00	
	0.08	0.00	0.00	
ILB	0	24	0	24
	0.00	0.83	0.00	0.83
	0.00	100.00	0.00	
	0.00	2.75	0.00	
K	0	48	0	48
	0.00	1.66	0.00	1.66
	0.00	100.00	0.00	
	0.00	5.49	0.00	
LB	0	293	0	293
	0.00	10.12	0.00	10.12
	0.00	100.00	0.00	
	0.00	33.52	0.00	
LB/DE	0	1	0	1
	0.00	0.03	0.00	0.03
	0.00	100.00	0.00	
	0.00	0.11	0.00	
LG	0	0	1	1
	0.00	0.00	0.03	0.03
	0.00	0.00	100.00	
	0.00	0.00	0.13	
LS	0	38	0	38
	0.00	1.31	0.00	1.31
	0.00	100.00	0.00	
	0.00	4.35	0.00	
LS/TE	0	1	0	1
	0.00	0.03	0.00	0.03
	0.00	100.00	0.00	
	0.00	0.11	0.00	

The FREQ Procedure

position	Table of position by assignment			
	assignment			
	BackRecSaf	LB_TE_DE_K_	LineTackGrd	Total
<b>MLB</b>	0	4	0	4
	0.00	0.14	0.00	0.14
	0.00	100.00	0.00	
	0.00	0.46	0.00	
<b>NT</b>	0	0	14	14
	0.00	0.00	0.48	0.48
	0.00	0.00	100.00	
	0.00	0.00	1.84	
<b>OG</b>	0	0	43	43
	0.00	0.00	1.49	1.49
	0.00	0.00	100.00	
	0.00	0.00	5.67	
<b>OL</b>	0	0	111	111
	0.00	0.00	3.83	3.83
	0.00	0.00	100.00	
	0.00	0.00	14.62	
<b>OLB</b>	0	50	0	50
	0.00	1.73	0.00	1.73
	0.00	100.00	0.00	
	0.00	5.72	0.00	
<b>OT</b>	0	0	71	71
	0.00	0.00	2.45	2.45
	0.00	0.00	100.00	
	0.00	0.00	9.35	
<b>OT/G</b>	0	0	1	1
	0.00	0.00	0.03	0.03
	0.00	0.00	100.00	
	0.00	0.00	0.13	
<b>P</b>	0	45	0	45
	0.00	1.55	0.00	1.55
	0.00	100.00	0.00	
	0.00	5.15	0.00	
<b>QB</b>	117	0	0	117
	4.04	0.00	0.00	4.04
	100.00	0.00	0.00	
	9.27	0.00	0.00	
<b>RB</b>	194	0	0	194
	6.70	0.00	0.00	6.70
	100.00	0.00	0.00	
	15.37	0.00	0.00	
<b>S</b>	141	0	0	141
	4.87	0.00	0.00	4.87
	100.00	0.00	0.00	
	11.17	0.00	0.00	
<b>SAF</b>	1	0	0	1
	0.03	0.00	0.00	0.03
	100.00	0.00	0.00	
	0.08	0.00	0.00	
<b>SS</b>	10	0	0	10
	0.35	0.00	0.00	0.35
	100.00	0.00	0.00	
	0.79	0.00	0.00	

Frequency  
Percent  
Row Pct  
Col Pct

The FREQ Procedure

Frequency  
Percent  
Row Pct  
Col Pct

Table of position by assignment				
position	assignment			
	BackRecSaf	LB_TE_DE_K_	LineTackGrd	Total
T	0	0	88	88
	0.00	0.00	3.04	3.04
	0.00	0.00	100.00	
	0.00	0.00	11.59	
T/G	0	0	5	5
	0.00	0.00	0.17	0.17
	0.00	0.00	100.00	
	0.00	0.00	0.66	
TE	0	196	0	196
	0.00	6.77	0.00	6.77
	0.00	100.00	0.00	
	0.00	22.43	0.00	
WR	376	0	0	376
	12.99	0.00	0.00	12.99
	100.00	0.00	0.00	
	29.79	0.00	0.00	
WR/RS	1	0	0	1
	0.03	0.00	0.00	0.03
	100.00	0.00	0.00	
	0.08	0.00	0.00	
WR/TE	1	0	0	1
	0.03	0.00	0.00	0.03
	100.00	0.00	0.00	
	0.08	0.00	0.00	
s	1	0	0	1
	0.03	0.00	0.00	0.03
	100.00	0.00	0.00	
	0.08	0.00	0.00	
Total	1262	874	759	2895
	43.59	30.19	26.22	100.00

## The MEANS Procedure

Analysis Variable : weight											
position	N Obs	N	Minimum	Lower Quartile	Median	Upper Quartile	Maximum	Range	Quartile Range	Mean	Std Dev
C	66	66	290.00	299.00	301.00	309.00	325.00	35.00	10.00	303.76	7.53
C-G	3	3	300.00	300.00	308.00	310.00	310.00	10.00	10.00	306.00	5.29
C/G	10	10	300.00	310.00	312.50	318.00	330.00	30.00	8.00	313.30	8.37
CB	258	258	163.00	188.00	193.00	200.00	220.00	57.00	12.00	193.97	9.34
CB/S	1	1	190.00	190.00	190.00	190.00	190.00	0.00	0.00	190.00	.
DB	108	108	170.00	190.50	198.00	205.00	225.00	55.00	14.50	198.57	10.20
DB/LB	1	1	207.00	207.00	207.00	207.00	207.00	0.00	0.00	207.00	.
DE	173	173	230.00	255.00	266.00	280.00	332.00	102.00	25.00	269.65	19.33
DE/OLB	1	1	270.00	270.00	270.00	270.00	270.00	0.00	0.00	270.00	.
DL	85	85	245.00	278.00	297.00	310.00	345.00	100.00	32.00	295.21	22.97
DT	156	156	261.00	295.00	305.00	315.50	352.00	91.00	20.50	307.01	16.51
DT/DE	2	2	269.00	269.00	269.50	270.00	270.00	1.00	1.00	269.50	0.71
FB	36	36	231.00	240.00	245.00	250.00	286.00	55.00	10.00	246.14	10.62
FB/DL	1	1	311.00	311.00	311.00	311.00	311.00	0.00	0.00	311.00	.
FS	15	15	174.00	190.00	202.00	212.00	215.00	41.00	22.00	200.60	12.98
G	88	88	265.00	307.00	315.00	320.00	342.00	77.00	13.00	314.11	11.88
G/C	1	1	313.00	313.00	313.00	313.00	313.00	0.00	0.00	313.00	.
G/T	13	13	305.00	310.00	315.00	325.00	342.00	37.00	15.00	317.23	11.61
H-B	1	1	255.00	255.00	255.00	255.00	255.00	0.00	0.00	255.00	.
ILB	24	24	220.00	228.50	234.00	240.50	260.00	40.00	12.00	234.79	9.78
K	48	48	160.00	186.50	198.50	207.00	260.00	100.00	20.50	197.46	17.17
LB	293	293	204.00	230.00	238.00	246.00	289.00	85.00	16.00	239.42	13.16
LB/DE	1	1	245.00	245.00	245.00	245.00	245.00	0.00	0.00	245.00	.
LG	1	1	325.00	325.00	325.00	325.00	325.00	0.00	0.00	325.00	.
LS	38	38	206.00	237.00	243.00	250.00	260.00	54.00	13.00	242.03	11.00
LS/TE	1	1	240.00	240.00	240.00	240.00	240.00	0.00	0.00	240.00	.
MLB	4	4	227.00	229.50	235.50	242.00	245.00	18.00	12.50	235.75	7.89
NT	14	14	293.00	305.00	313.00	320.00	335.00	42.00	15.00	314.29	12.03
OG	43	43	284.00	305.00	311.00	321.00	345.00	61.00	16.00	313.51	11.87
OL	111	111	275.00	305.00	310.00	318.00	380.00	105.00	13.00	311.39	13.26
OLB	50	50	215.00	244.00	250.00	261.00	295.00	80.00	17.00	250.98	16.07
OT	71	71	260.00	305.00	312.00	322.00	345.00	85.00	17.00	313.13	14.56
OT/G	1	1	316.00	316.00	316.00	316.00	316.00	0.00	0.00	316.00	.
P	45	45	185.00	205.00	210.00	220.00	258.00	73.00	15.00	212.18	13.96
QB	117	117	202.00	215.00	222.00	229.00	250.00	48.00	14.00	222.87	9.84



## The MEANS Procedure

Analysis Variable : weight											
position	N Obs	N	Minimum	Lower Quartile	Median	Upper Quartile	Maximum	Range	Quartile Range	Mean	Std Dev
RB	194	194	170.00	205.00	215.00	225.00	255.00	85.00	20.00	214.08	15.05
S	141	141	185.00	200.00	205.00	211.00	225.00	40.00	11.00	206.03	8.50
SAF	1	1	215.00	215.00	215.00	215.00	215.00	0.00	0.00	215.00	.
SS	10	10	192.00	205.00	215.00	218.00	225.00	33.00	13.00	211.80	9.76
T	88	88	293.00	308.00	315.00	320.50	345.00	52.00	12.50	315.07	10.45
T/G	5	5	305.00	309.00	310.00	320.00	345.00	40.00	11.00	317.80	16.18
TE	196	196	219.00	245.00	252.00	259.00	285.00	66.00	14.00	251.85	10.54
WR	376	376	160.00	190.00	200.50	210.00	258.00	98.00	20.00	200.11	15.32
WR/RS	1	1	206.00	206.00	206.00	206.00	206.00	0.00	0.00	206.00	.
WR/TE	1	1	247.00	247.00	247.00	247.00	247.00	0.00	0.00	247.00	.
s	1	1	198.00	198.00	198.00	198.00	198.00	0.00	0.00	198.00	.

## The MEANS Procedure

Analysis Variable : weight														
position	N Obs	1st Pctl	5th Pctl	10th Pctl	20th Pctl	30th Pctl	40th Pctl	50th Pctl	60th Pctl	70th Pctl	80th Pctl	90th Pctl	95th Pctl	99th Pctl
C	66	290.00	295.00	295.00	299.00	300.00	300.00	301.00	304.00	308.00	310.00	315.00	318.00	325.00
C-G	3	300.00	300.00	300.00	300.00	300.00	308.00	308.00	308.00	310.00	310.00	310.00	310.00	310.00
C/G	10	300.00	300.00	302.50	307.50	310.00	310.00	312.50	315.00	316.50	319.00	325.00	330.00	330.00
CB	258	175.00	179.00	183.00	185.00	190.00	190.00	193.00	195.00	198.00	202.00	207.00	210.00	218.00
CB/S	1	190.00	190.00	190.00	190.00	190.00	190.00	190.00	190.00	190.00	190.00	190.00	190.00	190.00
DB	108	175.00	185.00	186.00	190.00	193.00	195.00	198.00	200.00	205.00	208.00	213.00	215.00	224.00
DB/LB	1	207.00	207.00	207.00	207.00	207.00	207.00	207.00	207.00	207.00	207.00	207.00	207.00	207.00
DE	173	235.00	240.00	246.00	253.00	259.00	264.00	266.00	272.00	280.00	287.00	296.00	304.00	320.00
DE/OLB	1	270.00	270.00	270.00	270.00	270.00	270.00	270.00	270.00	270.00	270.00	270.00	270.00	270.00
DL	85	245.00	255.00	265.00	275.00	280.00	290.00	297.00	303.50	309.00	315.00	321.00	332.00	345.00
DT	156	266.00	283.00	290.00	295.00	298.00	302.00	305.00	310.00	315.00	320.00	330.00	340.00	350.00
DT/DE	2	269.00	269.00	269.00	269.00	269.00	269.00	269.50	270.00	270.00	270.00	270.00	270.00	270.00
FB	36	231.00	233.00	234.00	240.00	240.00	243.00	245.00	246.00	250.00	250.00	260.00	263.00	286.00
FB/DL	1	311.00	311.00	311.00	311.00	311.00	311.00	311.00	311.00	311.00	311.00	311.00	311.00	311.00
FS	15	174.00	174.00	180.00	188.00	197.00	201.50	202.00	204.50	212.00	213.00	215.00	215.00	215.00
G	88	265.00	300.00	300.00	305.00	308.00	310.00	315.00	315.00	318.00	323.00	330.00	335.00	342.00
G/C	1	313.00	313.00	313.00	313.00	313.00	313.00	313.00	313.00	313.00	313.00	313.00	313.00	313.00
G/T	13	305.00	305.00	305.00	305.00	310.00	313.00	315.00	315.00	325.00	325.00	335.00	342.00	342.00
H-B	1	255.00	255.00	255.00	255.00	255.00	255.00	255.00	255.00	255.00	255.00	255.00	255.00	255.00
ILB	24	220.00	220.00	224.00	225.00	230.00	231.00	234.00	235.00	240.00	241.00	250.00	250.00	260.00
K	48	160.00	167.00	180.00	185.00	190.00	192.00	198.50	201.00	203.00	212.00	215.00	221.00	260.00
LB	293	211.00	220.00	224.00	229.00	232.00	235.00	238.00	241.00	245.00	250.00	255.00	263.00	280.00
LB/DE	1	245.00	245.00	245.00	245.00	245.00	245.00	245.00	245.00	245.00	245.00	245.00	245.00	245.00
LG	1	325.00	325.00	325.00	325.00	325.00	325.00	325.00	325.00	325.00	325.00	325.00	325.00	325.00
LS	38	206.00	220.00	230.00	235.00	238.00	240.00	243.00	245.00	249.00	250.00	256.00	258.00	260.00
LS/TE	1	240.00	240.00	240.00	240.00	240.00	240.00	240.00	240.00	240.00	240.00	240.00	240.00	240.00
MLB	4	227.00	227.00	227.00	227.00	232.00	232.00	235.50	239.00	239.00	245.00	245.00	245.00	245.00
NT	14	293.00	293.00	300.00	305.00	310.00	310.00	313.00	317.00	320.00	325.00	334.00	335.00	335.00
OG	43	284.00	300.00	300.00	305.00	306.00	310.00	311.00	315.00	320.00	323.00	330.00	330.00	345.00
OL	111	280.00	291.00	299.00	304.00	305.00	308.00	310.00	312.00	315.00	320.00	325.00	330.00	346.00
OLB	50	215.00	221.00	229.00	242.00	244.50	248.00	250.00	253.00	259.00	265.00	272.00	275.00	295.00
OT	71	260.00	292.00	300.00	305.00	306.00	310.00	312.00	315.00	320.00	325.00	330.00	332.00	345.00
OT/G	1	316.00	316.00	316.00	316.00	316.00	316.00	316.00	316.00	316.00	316.00	316.00	316.00	316.00
P	45	185.00	195.00	195.00	201.00	206.00	208.00	210.00	212.50	217.00	220.50	230.00	240.00	258.00
QB	117	206.00	209.00	210.00	215.00	216.00	220.00	222.00	225.00	226.00	230.00	237.00	243.00	245.00

